



Please sit in the middle section.

Please take out your laptops. Log in and go to 1Link/Clever.

If you want to take notes you can use your laptop or pen and paper.



# Post-Grad Planning

The steps you need to take, when you need to take them

Mrs. Jakubik, College and Career Readiness Advisor



# What do you want to do?

- College?
- Military?
- Trade school?
- Workforce?
- Still thinking about it?



# There is a place for everyone!



# All Roads Lead to SchooLinks (or vice versa)

- SchooLinks is the FBISD software platform that supports students as they navigate their college and career planning process
- Students access SchooLinks through Clever (1Link)
  - Parents can also access SchooLinks with a claim code from their student
- First time users:
  - Log in and click on Colleges/College Applications (colleges, trade schools)
  - Set up your application page/click get started
  - Enter your personal information
  - Toggle on to share your rank letter
  - Enter your fee waiver eligibility
  - Complete the FERPA waiver





# Testing Requirements

- Does your college, university, military branch or trade school require a standardized test?
  - It could be any of these: SAT, ACT, ASVAB, TSI
- Sign up to take your exams in plenty of time to meet your deadlines
  - The SAT and ACT are offered about once a month
  - The ASVAB will be given here in November
  - The TSI will be given here in November, April and May
- Which one should you take?
  - Plan to take two SAT or two ACT tests



# Complete your applications

- Plan to apply to three to five colleges
  - Two safety schools
  - Two target schools
  - One reach school
- Determine where you want to apply – do your research!
  - SchoolLinks has a lot of great info
- Complete your applications
  - ApplyTexas, Common App, university websites
  - Only apply on ONE platform per school. Multiple platforms is OK for different schools
- Application sites have different essay requirements
  - Essay questions available on the CCR website
- Don't wait – some schools have rolling admissions!

# Using Common App



- Common App can be used for most schools in and outside of Texas
- If you use Common App, you will have to link your CA account to your SchoolLinks account
  - Create a Common App account
  - Add at least one college to your Common App account
  - Sign the FERPA authorization form in Common App
  - Log in to your SchoolLinks account
  - Go to Colleges/Colleges I'm Applying To
  - Complete the link to Common App on the left hand side of the screen
- You cannot request a transcript or letter of recommendation until you link your Common App account



# Using ApplyTexas, UC, CBCA, websites

- ApplyTexas can be used for all schools in Texas except for Rice
- If you use ApplyTexas you will need to manually update your College Applications area of SchoolLinks
  - Go to Colleges/College Applications
  - Click on the blue Add Application button in the top right
  - Search for your college and select the application status
  - Select the application type (ApplyTexas) and deadline
- Follow the ApplyTexas steps if you have applied on your school's website, or are using the CBCA or UC app
- You cannot request a transcript or letter of recommendation until you do this step







# SchoolLinks Next Steps

- Once your college is added, you will be able to see what is on your checklist for this school. Some are your responsibility, and some are ours

### STUDENT CHECKLIST

Submit Application

☐ ...

Submit your application forms and any required essays.

Test Scores

☐ ...

Submit required test scores to this school through ACT or College Board.

FAFSA Submission

☐ ...

Complete your FAFSA and set up this school to receive your application on the School Selection Page.

⊕ New Student Requirement

### COUNSELOR DOCUMENTS

We've researched what documents are required and automatically requested them from your counselor.

Transcript

☐ ?

⊕ Added 08/01/2023 as preset

NACAC Fee Waiver (General)

☐ ?

⊕ Added based on student fee waiver eligibility questionnaire

⊕ Request Counselor Document



# Requesting Transcripts

- Unofficial transcripts can be found in your Skyward Portfolio or in SchooLinks under School/Record Requests
- Official transcripts are automatically requested in SchooLinks when you add a college application
- Need a transcript for a scholarship or a coach? Go to School/Record Request and select “Send official transcript” at the top
- Need a dual credit or OnRamps transcript? Request directly from HCC or UT for each school you’re applying to

**FBISD Policy: A student/parent cannot request an *official* transcript to be handed to them. They may only receive *unofficial* ones.**




# Letters of Recommendation

- In SchoolLinks, when you add a college to your application list, it will show you if you need one and how many are allowed
- Be courteous and talk to your teacher or counselor before you make the online request


## TEACHER EVALUATIONS


Remember to update your student profile and communicate with your teachers before adding them as a recommender on SchoolLinks.

1 Required • 1 Optional


Aaron Plut (General) 

[Remove](#)

 Requested 08/13/2025 by

Carolyn Mathews-Borak (General) 

[Remove](#)

 Requested 08/13/2025 by

**You CANNOT make a request until you apply.  
Give your recommenders 2-3 weeks before your deadline!**



# Counselor Recommendations/School Reports

- If you use Common App, a counselor recommendation is required or optional (SL will tell you)
- Reach out to your counselor like you would another recommender and ask them to write you one
- Your counselors and I will also complete your School Report, which includes your senior schedule, transcripts, ratings, etc.

Counselor Requirements

School Report (General)

! Not submitted

▼ [Show history](#)

Counselor Recommendation (General)

! Not submitted

▼ [Show history](#)

**You will be able to see our progress on your behalf in your College Applications screen.**



# What Else Do I Do In SchooLinks?

## **Update Your Information!**

Click on the Gear (upper right) and select Account Settings, then select Notifications. Click on Add or Edit emails and add your personal email address (not your FBISD one!). Also add your phone # to receive SMS text messages

## **Review your Required To-Do's**

- Click on the Home icon in SchooLinks
- Click on To Do List to expand your list
- Some are optional, some are required by me
  - I will let you know which ones are required

## **Review your College Visit Opportunities**

- Click on the Home icon in SchooLinks
- Click on Events to expand the schedule
- Sign up for the ones you wish to attend



# So How Do I Pay For All of This?

- There are many ways to earn scholarships or grants:
  - Grades/test scores
  - Essays
  - Volunteer activities
  - Need
- There are several listed in SchoolLinks
  - Go to Finances/Scholarship Matching
- Follow RPHS CCR on social
- Don't wait! The earlier you apply the better
- The FAFSA will open on October 1
  - More information to come
- Subscribe to or check out these websites:
  - Scholarship America
  - My Scholly
  - College for All Texans
  - Fast Web
  - College Guidance Consultants
  - Bold.org
  - Scholarships360
  - Raise.me
  - Unigo.com



# Federal Application for Federal Student Aid


- Also known as FAFSA
- Enables students to apply for
  - Loans
  - Grants
  - Scholarships
  - Work-study programs
- Opens on October 1
- District Financial Aid Night Wednesday, September 24
- All seniors are required to complete the FAFSA, TASFA or opt-out form and provide proof to Mrs. J in SchoolLinks by Friday, February 6
  - IT'S A GRADUATION REQUIREMENT!
- Visit [studentaid.gov](https://studentaid.gov) now and create your account. You will need your social security number before you can create your FSA ID





# Free and Reduced Lunch: More Than Meals!

- If you qualify for Free and Reduced lunch your SAT and ACT fees, along with many college admissions fees, could be waived
  - If you're taking four admissions tests at about \$50 each, that's \$200
  - Admissions fees are between \$0 and \$95, so applying at 10 colleges could cost nearly \$1000
- How do you apply for a fee waiver?
  - Review the qualifications on the CCR website
    - [www.fortbendisd.com/rphsccr](http://www.fortbendisd.com/rphsccr)
    - Look for "fee waivers"
  - Complete the form on the site







# Items for Later: Plans, Scholarships, FAFSA

- All seniors will report the following items before graduation
- College/military/trade school/workforce acceptances
  - **DUE:** Friday, May 8
- Scholarships/grants received (if any) – we will list them in the graduation program.
  - The class of 2025 earned \$60 million: let's beat 'em!
  - **DUE:** Friday, April 24
- FAFSA/TASFA/opt-out status
  - **DUE:** Friday, February 6
- More info and instructions to come!



# Your Homework

- Create your Common App or ApplyTexas account and submit your applications
- Sign up for your SAT/ACT tests if you still need one
- Create your FSA ID on the FAFSA website
- Enter your personal email and cell in SchoolLinks for direct notification
- Ask teachers and counselors early if you need a letter of rec
- Check all deadlines and set reminders in your calendar (Outlook, Google, paper)
- Sign up for free/reduced lunch if you qualify
- Research scholarships and know what you're eligible for





# Do you still have questions?

- That's OK!
- How do you get them answered?
  - Review Mrs. J's website
  - Come visit Mrs. J in the CCR Center (K145)
  - Email Mrs. J
  - Follow RPHS CCR on Instagram and Twitter
  - Read my weekly newsletters that I post on Remind



**Susanna Jakubik, College and Career Readiness Advisor**

Room K145

[Susanna.Jakubik@fortbendisd.gov](mailto:Susanna.Jakubik@fortbendisd.gov)

